

PLANNING QUOTIDIEN

HORAIRES

TO-DO LIST

<input type="checkbox"/>
<input type="checkbox"/>
<input type="checkbox"/>
<input type="checkbox"/>
<input type="checkbox"/>
<input type="checkbox"/>
<input type="checkbox"/>
<input type="checkbox"/>
<input type="checkbox"/>

DATE:

L M M J V S D

RAPPEL

OBJECTIFS ET PRIORITÉS

<input type="checkbox"/>
<input type="checkbox"/>
<input type="checkbox"/>
<input type="checkbox"/>
<input type="checkbox"/>

NOTES

18 empty rectangular boxes stacked vertically for writing.

.....

Large rounded rectangular box for drawing or illustration.

Five sets of horizontal dashed lines for handwriting practice, each starting with a small square box on the left.

Eight small square boxes stacked vertically, each followed by a horizontal dotted line for writing.

Large rounded rectangular box for drawing or illustration.

PLANNING QUOTIDIEN

HORAIRES

A vertical column of 24 light purple horizontal bars, intended for writing the hours of the day from 00:00 to 23:00.

DATE:

L M M J V S D

RAPPEL

A large, empty rounded rectangular box with a light purple border, used for writing a reminder or important note.

OBJECTIFS ET PRIORITÉS

Five rows of horizontal dashed lines for writing objectives and priorities. Each row has a small light purple square checkbox on the left side.

TO-DO LIST

A vertical list of eight light purple square checkboxes. To the right of each checkbox is a horizontal dotted line for writing tasks.

Notes

A large, empty rounded rectangular box with a light purple background, intended for writing detailed notes.

.....

18 horizontal light purple bars for writing.

Large rounded rectangular box for drawing or illustration.


Four sets of handwriting lines, each consisting of a solid top line, a dashed middle line, and a solid bottom line. Each set has a small light purple square at the beginning of the top line.

Eight sets of handwriting lines, each consisting of a solid top line, a dashed middle line, and a solid bottom line. Each set has a small light purple square at the beginning of the top line.

Large rounded rectangular box for drawing or illustration.

PLANNING QUOTIDIEN

HORAIRES



TO-DO LIST


-
-
-
-
-
-
-
-
-
-

DATE:

.....

L M M J V S D


RAPPEL



OBJECTIFS ET PRIORITÉS

-
-
-
-
-
-
-
-
-
-
-

NOTES



.....

Light blue horizontal bars for writing.

Large rounded rectangular box for drawing or illustration.

Four sets of horizontal dashed lines for writing, each starting with a small light blue square marker.

Eight sets of horizontal dashed lines for writing, each starting with a small light blue square marker.

Large rounded rectangular box for drawing or illustration.

PLANNING QUOTIDIEN

HORAIRES

TO-DO LIST

<input type="checkbox"/>
<input type="checkbox"/>
<input type="checkbox"/>
<input type="checkbox"/>
<input type="checkbox"/>
<input type="checkbox"/>
<input type="checkbox"/>
<input type="checkbox"/>
<input type="checkbox"/>
<input type="checkbox"/>

DATE:

.....

L M M J V S D





RAPPEL

OBJECTIFS ET PRIORITÉS

<input type="checkbox"/>
<input type="checkbox"/>
<input type="checkbox"/>
<input type="checkbox"/>
<input type="checkbox"/>
<input type="checkbox"/>

NOTES

.....



PLANNING QUOTIDIEN


HORAIRE




DATE:

L M M J V S D


RAPPEL




OBJECTIFS ET PRIORITÉS



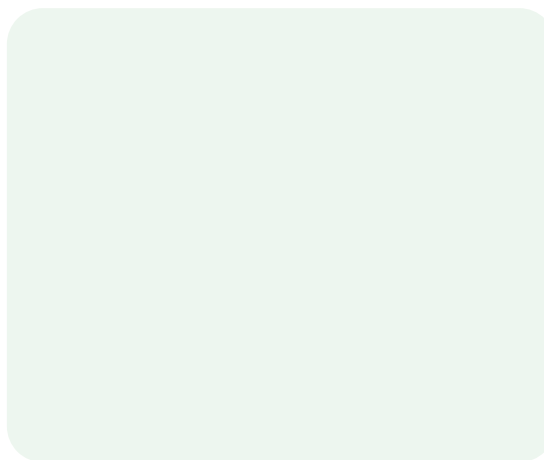



TO-DO LIST



NOTES



.....



PLANNING QUOTIDIEN

HORAIRES



TO-DO LIST




DATE:


.....

L M M J V S D

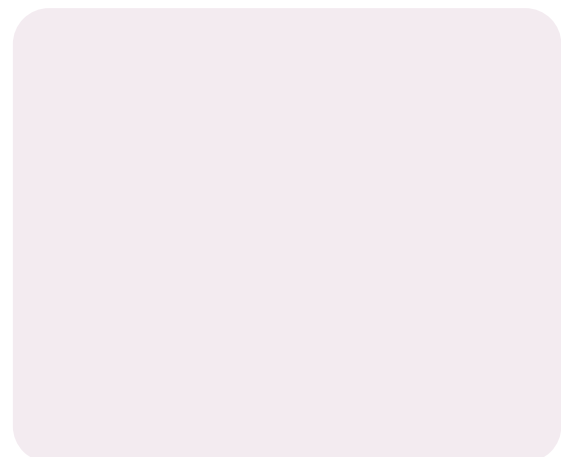
RAPPEL



OBJECTIFS ET PRIORITÉS



NOTES



.....

18 horizontal light purple bars for writing.

Large rounded rectangular box for drawing or illustration.

Four sets of handwriting lines, each consisting of a solid top line, a dashed middle line, and a solid bottom line. A small purple square is placed at the start of each line.

Eight sets of handwriting lines, each consisting of a solid top line, a dashed middle line, and a solid bottom line. A small purple square is placed at the start of each line.

Large rounded square box for drawing or illustration.